

Press Fittings

Press fittings are ideal for commercial applications, providing secure and reliable connections to pipe within heating and plumbing systems. Connections are made quickly and efficiently, with high mechanical resistance and without the need for a heat source, creating a clean and secure joint.

With a comprehensive range of fittings, in sizes from 15mm to 76mm and available in copper and steel, we have the complete solution for any project.

Each fitting is manufactured to the highest standards and tested extensively to ensure a secure and robust joint every time.


Our technical support team are on hand to support your installation and advise on the right press fittings to suit your project.

Dimensions

Equal fittings with uniform connections are shown with one size. e.g. 15mm

Reduced fittings with two connections are shown with the largest size first. e.g. 22 x 15mm

Tees and other reduced settings of unequal sizes are shown with the largest end first, then the branch, followed by the remaining end on the run. e.g. 22 x 15 x 22mm



Press Fittings Index

Copper Press Fittings - M Profile

			
Code: 6040M Page 67	Code: 6041M Page 67	Code: 6090GM Page 67	Code: 6090M Page 67
			
Code: 6092GM Page 67	Code: 6092M Page 67	Code: 6130GM Page 68	Code: 6130M Page 68
			
Code: 6130RM Page 68	Code: 6130RM Page 68	Code: 6130RM Page 68	Code: 6240GM Page 69
			
Code: 6240M Page 69	Code: 6243GM Page 69	Code: 6243M Page 69	Code: 6270GM Page 70
			
Code: 6270M Page 70	Code: 6270SM Page 70	Code: 6301M Page 70	Code: 6431GM Page 70
			
Code: 6472GM Page 70			

Copper Press Fittings - M Profile

6040M 45° Street Elbow




Code	Size	A	B	Xa	Xb
6040M.15B	15mm	27.5	34	20	26.5
6040M.22B	22mm	32	42	21	31
6040M.28B	28mm	37	48	23	34
6040M.35B	35mm	43.5	58	26	40.5
6040M.42B	42mm	51	73	30	52
6040M.54B	54mm	62	85	35	58
6040M.67B	67mm	85	90	50	53
6040M.76B	76mm	91	97	50	55

6041M 45° Elbow




Code	Size	A	B	Xa	Xb
6041M.15B	15mm	27.5	27.5	20	20
6041M.22B	22mm	32	32	21	21
6041M.28B	28mm	37	37	23	23
6041M.35B	35mm	43.5	43.5	26	26
6041M.42B	42mm	51	51	30	30
6041M.54B	54mm	62	62	35	35
6041M.67B	67mm	85	85	50	50
6041M.76B	76mm	91	91	50	50

6090GM Female Elbow




Code	Size	A	B	Xa	Xb
6090GM.15X1/2B	15mm x 1/2"	38	26.5	20	14
6090GM.22X3/4B	22mm x 3/4"	42	24	21	12
6090GM.28X1B	28mm x 1"	48	31	23	15

6090M 90° Equal Elbow



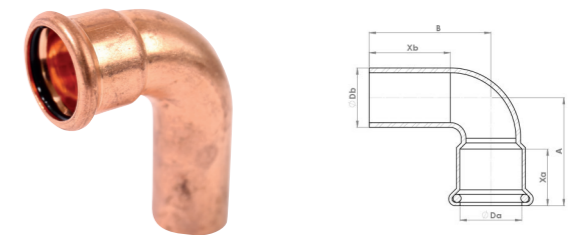
Code	Size	A	B	Xa	Xb
6090M.15B	15mm	38	38	20	20
6090M.22B	22mm	47.4	47.4	21	21
6090M.28B	28mm	56.6	56.6	23	23
6090M.35B	35mm	68	68	26	26
6090M.42B	42mm	80.4	80.4	30	30
6090M.54B	54mm	100	100	35	35
6090M.67B	67mm	132	132	50	50
6090M.76B	76mm	142	142	50	50

6092GM Male Elbow




Code	Size	A	B	Xa	Xb
6092GM.15X1/2B	15mm x 1/2"	30	24.5	20	12
6092GM.22X3/4B	22mm x 3/4"	42	27	21	13
6092GM.28X1B	28mm x 1"	42	36	22	14

6092M 90° Street Elbow



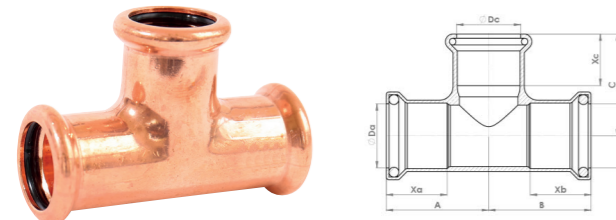
Code	Size	A	B	Xa	Xb
6092M.15B	15mm	38	44	20	26
6092M.22B	22mm	47.4	58	21	31.6
6092M.28B	28mm	56.6	65	23	31.4
6092M.35B	35mm	68	82	26	40
6092M.42B	42mm	80.4	103	30	52.6
6092M.54B	54mm	100	123	35	58
6092M.67B	67mm	132	140	50	88
6092M.76B	76mm	142	150	50	53

6130GM Female Tee



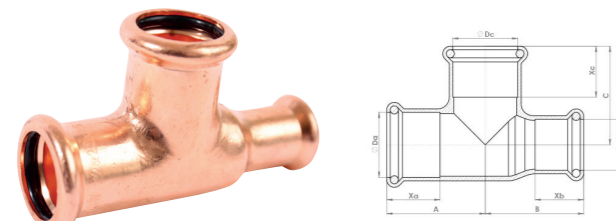
Code	Size	A	B	C	Xa	Xb	Xc
6130GM.151215B	15 x 15 x 1/2"	31.5	31.5	19	20	20	12
6130GM.221222B	22 x 22 x 1/2"	35	35	22	22	22	11
6130GM.223422B	22 x 22 x 3/4"	39	39	27	22	22	15
6130GM.281228B	28 x 28 x 1/2"	38	38	28	23	23	13
6130GM.283428B	28 x 28 x 3/4"	41	41	26	23	23	12
6130GM.351235B	35 x 35 x 1/2"	45	45	32	26	26	14
6130GM.421242B	42 x 42 x 1/2"	51	51	36	30	30	14
6130GM.541254B	54 x 54 x 1/2"	56	56	42	35	35	13

6130M Equal Tee



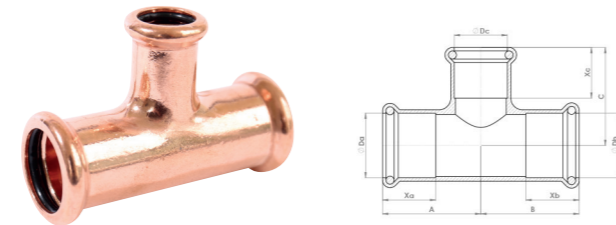
Code	Size	A	B	C	Xa	Xb	Xc
6130M.15B	15mm	32	32	32	20	20	20
6130M.22B	22mm	37	37	37	21	21	21
6130M.28B	28mm	42	42	42	23	23	23
6130M.35B	35mm	50	50	50	26	26	26
6130M.42B	42mm	58	58	58	30	30	30
6130M.54B	54mm	69	69	69	35	35	35
6130M.67B	67mm	95	95	85	50	50	50
6130M.76B	76mm	101	101	87	50	50	50

6130RM Reduced End Tee




Code	Size	A	B	C	Xa	Xb	Xc
6130RM.222215B	22 x 15 x 22	37	46.5	37	21	20	21
6130RM.282822B	28 x 22 x 28	42	42	41	23	23	21

6130RM Reduced Branch Tee




Code	Size	A	B	C	Xa	Xb	Xc
6130RM.221522B	22 x 22 x 15	33	33	31	21	21	20
6130RM.281528B	28 x 28 x 15	42	42	40.5	23	23	20
6130RM.282228B	28 x 28 x 22	42	46	42	23	21	23
6130RM.351535B	35 x 35 x 15	45	45	44	26	26	20
6130RM.352235B	35 x 35 x 22	45	45	45	26	26	21
6130RM.352835B	35 x 35 x 28	50	50	44	26	26	23
6130RM.421542B	42 x 42 x 15	50	50	48	30	30	20
6130RM.422242B	42 x 42 x 22	50	50	48	30	30	21
6130RM.422842B	42 x 42 x 28	56	56	49	30	30	23
6130RM.423542B	42 x 42 x 35	56	56	50	30	30	26
6130RM.542254B	54 x 54 x 22	60	60	54	35	35	21
6130RM.542854B	54 x 54 x 28	60	60	55	35	35	23
6130RM.543554B	54 x 54 x 35	61	61	55	35	35	26
6130RM.544254B	54 x 54 x 35	69	69	64	35	35	30
6130RM.672867B	67 x 67 x 28	70	70	58	50	50	23
6130RM.673567B	67 x 67 x 35	74	74	61	50	50	26
6130RM.674267B	67 x 67 x 42	78	78	72	50	50	30
6130RM.675467B	67 x 67 x 54	83	83	75	50	50	35
6130RM.762276B	76 x 76 x 22	69	69	62	50	50	21
6130RM.762876B	76 x 76 x 28	74	74	65	50	50	23
6130RM.763576B	76 x 76 x 35	76	76	67	50	50	26
6130RM.764276B	76 x 76 x 42	80	80	80	50	50	30
6130RM.765476B	76 x 76 x 54	86	86	85	50	50	35
6130RM.766776B	76 x 76 x 67	91	91	89	50	50	50

6130RM Reduced End and Branch Tee



Code	Size	A	B	C	Xa	Xb	Xc
6130RM.221515B	22 x 15 x 15	37	46	38	21	20	20
6130RM.282222B	28 x 22 x 22	42	42.5	41	23	21	21

6240GM Swivel Connector




Code	Size	A	Xa	Xb
6240GM.15X3/4B	15mm x 3/4"	33	20	8
6240GM.22X1B	22mm x 1"	34.5	21	10
6240GM.28X1.1/4B	28mm x 1 1/4"	37.5	23	10

6240M Reducing Coupling




Code	Size	A	Xa	Xb
6240M.2215B	22 x 15mm	48	21	20
6240M.2822B	28 x 22mm	50.5	23	21

6243GM Male Adaptor




Code	Size	A	Xa	Xb
6243GM.15X1/2B	15mm x 1/2"	35	20	11
6243GM.15X3/4B	15mm x 3/4"	41	20	15
6243GM.22X1/2B	22mm x 1/2"	41.5	21	18
6243GM.22X3/4B	22mm x 3/4"	42	23	15
6243GM.22X1B	22mm x 1"	46.5	21	14
6243GM.28X1B	28mm x 1"	48	21	15
6243GM.28X3/4B	28mm x 3/4"	49	23	16
6243GM.35X1.1/4B	35mm x 1 1/4"	55	24	16
6243GM.35X1B	35mm x 1"	56.5	24	18
6243GM.42X1.1/2B	42mm x 1 1/2"	58	30	20
6243GM.54X2B	54mm x 2"	62.7	35	24
6243GM.67X2.1/2B	67mm x 2 1/2"	78.5	50	25
6243GM.76X3B	76mm x 3"	83	55	30

6243M Fitting Reducer




Code	Size	A	Xa	Xb
6243M.2215B	22 x 15mm	50	24	20
6243M.2815B	28 x 15mm	55	27	20
6243M.2822B	28 x 22mm	53	27	21
6243M.3522B	35 x 22mm	60	30	21
6243M.3528B	35 x 28mm	59	30	23
6243M.4222B	42 x 22mm	67	34	21
6243M.4228B	42 x 28mm	67	34	23
6243M.4235B	42 x 35mm	66	34	26
6243M.5435B	54 x 35mm	79	39	26
6243M.5442B	54 x 42mm	77	39	30
6243M.6728B	67 x 28mm	96	23	52
6243M.6735B	67 x 35mm	95	26	52
6243M.6742B	67 x 42mm	96	30	52
6243M.6754B	67 x 54mm	98	35	52
6243M.7635B	76 x 35mm	104	26	54
6243M.7642B	76 x 42mm	103	30	54
6243M.7654B	76 x 54mm	110	35	54
6243M.7667B	76 x 67mm	113	50	54

6270GM Female Adaptor




Code	Size	A	Xa	Xb
6270GM.15X1/2B	15mm x 1/2"	34	20	13
6270GM.15X3/4B	15mm x 3/4"	37	21	15
6270GM.22X1/2B	22mm x 1/2"	35	19	17
6270GM.22X1B	22mm x 1"	43	21	11
6270GM.22X3/4B	22mm x 3/4"	42	21	15
6270GM.28X1B	28mm x 1"	46	24	19
6270GM.28X3/4B	28mm x 3/4"	40.5	23	15
6270GM.35X1.1/4B	35mm x 1 1/4"	49	25	16
6270GM.35X1B	35mm x 1"	44	26	18
6270GM.42X1.1/2B	42mm x 1 1/2"	53.2	30	19
6270GM.54X2B	54mm x 2"	66	35	26

6270M Straight Coupling




Code	Size	A	Xa	Xb
6270M.15B	15mm	43	20	20
6270M.22B	22mm	44	21	21
6270M.28B	28mm	48	23	23
6270M.35B	35mm	55	26	26
6270M.42B	42mm	62	30	30
6270M.54B	54mm	72	35	35
6270M.67B	67mm	110	50	50
6270M.76B	76mm	110	50	50

6472GM Wallplate Elbow




Code	Size	A	B	Xa	Xb
6472GM.15X1/2B	15mm x 1/2"	35	24.5	21	13

6270SM Slip Coupler



Code	Size	A
6270SM.15B	15mm	80
6270SM.22B	22mm	80
6270SM.28B	28mm	90
6270SM.35B	35mm	102
6270SM.42B	42mm	120
6270SM.54B	54mm	140

6301GM Stop End



Code	Size	A	Xa
6301M.15B	15mm	22.5	20
6301M.22B	22mm	24.5	21
6301M.28B	28mm	26.5	23
6301M.35B	35mm	29.5	26
6301M.42B	42mm	35.5	30
6301M.54B	54mm	38.5	35

6341GM Male Union



Code	Size	A	Xa	Xb
6341GM.15X1/2B	15mm x 1/2"	66	22	15
6341GM.22X3/4B	22mm x 3/4"	65.5	26	19
6341GM.28X1B	28mm x 1"	70	26	20

General Specification

Flowflex Copper Press fittings offer the ideal, cost-effective jointing solution for domestic, commercial & industrial applications. Our complete range of M-Profile Copper Press can be installed using a speedy heat-free jointing technique which creates an aesthetic, secure and permanent joint.

Copper Press fittings are available in sizes from 15mm to 76mm, follow the 'M' Profile and are compatible with all 'M' Profile tooling. The range is suitable for above ground applications including for drinking water, purified water as well as water heating systems.

Flowflex Copper Press fittings are suitable for use with copper tube manufactured to EN1057.

- WRAS Approved
- All fittings are marked with Flowflex Logo, WRAS & Size
- EPDM, Leak Before Press O-Ring

Working Temperature & Pressures

Max Operating Temperature	Max Working Pressure
85°C	(PN16) 16 bar

Approvals



Copper Press Fittings WRAS 1903374



Brass Threaded M Press Fittings WRAS 2007363



Flowflex operates a quality management system audited by the British Standards Institute as per for the manufacture and supply of fittings and components for use in all applications of the HVAC industry.

It is through these internal systems that we have the confidence to guarantee our copper press fittings against manufacturing defects for 25 years, when installed in accordance with our instructions on specified tube materials and applications.

Installation




1. CUT PIPE

Ensure that the copper tube is manufactured to EN1057 and that the fitting is the correct size for the tube being used. Cut the tube to length using a good quality pipe cutter or rotary pipe cutter. It is important to ensure that the pipe ends are clean and cut square.



2. CLEAN & CALIBRATE

After cutting the tube ensure all burrs and sharp edges are removed. Use a de-burring tool on both the inside and outside of the tube. The tube ends should be free from scratches or scores for a distance which at least covers the socket depth. A poorly calibrated tube could damage the O-ring on insertion.



3. CHECK & MARK

Before inserting the pipe, check the O-ring is present, lubricated and free from damage. Insert the tube into the fitting up until it hits the pipe stop. Mark the insertion depth with a black marker on the tube to ensure the pipe has been fully inserted before pressing.



4. PRESS

Ensure you select the correct size jaw and that the jaw is M profile. The jaw must be placed square on the fitting and the joint is only complete when the mouth of the fitting is fully enclosed by the jaws. After the press cycle is complete remove the jaws and check that the socket depth marking on the pipe has remained in place, adjacent to, the now pressed, mouth of the fitting.